

ROLERA-MGi *FAST1394*

High-Speed, Extremely Sensitive IEEE 1394 FireWire® Digital EMCCD Camera

The **QImaging® Rolera-MGi** back-illuminated EMCCD camera combines >90% QE with the convenience of FireWire IEEE 1394. The Rolera-MGi features the 512 x 512 L3Vision Frame-Transfer EMCCD from e2v Technologies, enabling charge to be multiplied before readout in order to provide fast detection for low-light-level applications. Capable of capturing 300+ frames per second with binning and ROI, the Rolera-MGi allows single-photon detection for applications such as live-cell confocal microscopy.

camera models

Includes: IEEE 1394 FireWire cable, IEEE 1394 PCI card, power supply, QCapture Suite software and access to SDK

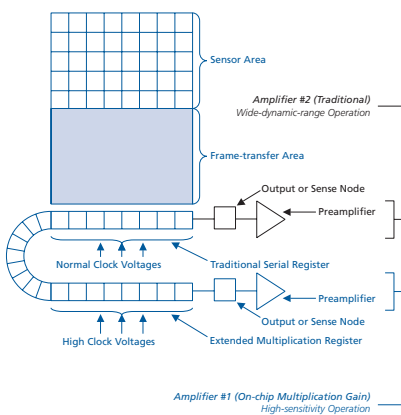
■ Monochrome Rolera-MGi

Model: ROL-MGi-F-M-14-C


camera options

- Extended Warranty

emccd architecture



Note: Lens shown for illustration only and is not included.



features	benefits
High Quantum Efficiency	<ul style="list-style-type: none"> ■ Extremely high sensitivity for demanding low-light & fluorescent imaging; up to 90%+ between 500-650nm
High-Speed Readout	<ul style="list-style-type: none"> ■ Previewing & focusing in real time ■ 300+fps with 6x6 binning and ROI ■ 30fps full resolution @ 14 bits ■ Ideal for automated imaging applications
Low-Noise Electronics	<ul style="list-style-type: none"> ■ Quantitation & imaging of low light levels
Flexible Exposure Control	<ul style="list-style-type: none"> ■ Optimal integration over a wide range of light levels
External Sync & Trigger	<ul style="list-style-type: none"> ■ Tight synchronization with flashlamps, automated filters, shutters, & microscope stages
Three-Stage Peltier Cooling	<ul style="list-style-type: none"> ■ Reduces thermal noise for low-light long exposures while providing temperature stability
Binning	<ul style="list-style-type: none"> ■ Increases sensitivity for quantitation & imaging of very low light levels ■ Increases frame rate
IEEE 1394 FireWire Connection	<ul style="list-style-type: none"> ■ Simple connectivity ■ Better noise performance ■ Excellent connectivity ability ■ Ease of use & installation ■ Portability with laptop computer ■ Simultaneous use of multiple cameras through a single port
Extensive Application Software Support	<ul style="list-style-type: none"> ■ Choose from a large selection of life science & industrial software for microscopy, machine vision, & video-streaming functions

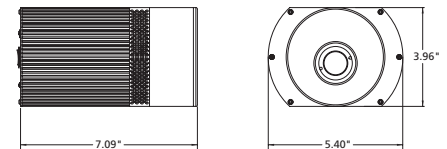
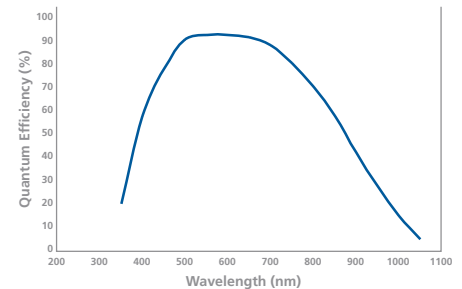
ROLERA-MGi FAST1394 Specifications

emccd sensor	
Light-Sensitive Pixels	512 x 512
Binning Modes	2, 3, 4, 5, 6 horizontally, arbitrary vertically
ROI (Region of Interest)	From 1x1 pixels up to full resolution, continuously variable in single-pixel increments
Exposure/Integration Control	10µs to days
Sensor Type	e2v L3Vision CCD97, back-illuminated device
Pixel Size	16µm x 16µm
Linear Full Well	240,000e- (1x1); 800,000e- (2x2, non-EM mode)
Read Noise	<1 e- rms in EM mode
Dark Current	0.5 e-/pix/s
Cooling Technology	Three-stage Peltier cooling, chamber back-filled with nitrogen at atmosphere, assembled in a Class 1,000 cleanroom
Cooling Type	Down to -25°C, regulated, with software control in 1°C increments
Digital Output	14 bits
Readout Frequency	10, 5MHz (EM mode); 5, 1MHz (normal mode)
Frame Rate	30fps full resolution @ 14 bits (300+ maximum with binning and ROI functions)
camera	
Computer Platforms/ Operating Systems	Windows®*
Digital Interface	IEEE 1394 FireWire
External Trigger	TTL Input
Trigger Types	Internal, Software, External
External Sync	TTL Output
EM Gain Control	1 to 1000 times (0-4095 DAC control)
Normal Gain Control	0.5, 1, 2
Optical Interface	2/3", C-mount optical format
Threadmount	1/4" – 20 mount
Power Requirements	96W; 12V
Weight	3.18kg (7lbs)
Warranty	2 years
Operating Environment	0 to 30°C, 80% relative humidity non-condensing
Storage Temperature	-20 to 60°C

applications

- Spinning-Disk Confocal Microscopy
- Dynamic Ratio Imaging (e.g., pH, Low-Concentration Flux)
- FRAP (Fluorescence Recovery After Photobleaching)
- Live-Cell Fluorescent Protein Imaging

spectral response



ISO 9001:2000



*Refer to QImaging website for detailed listing of supported operating systems.

Note: Specifications are nominal and subject to change.

Rolera is a trademark and QImaging is a registered trademark of QImaging Corporation.

FireWire is a trademark of Apple Computer, Inc., registered in the U.S. and other countries.

Windows is a registered trademark of Microsoft Corporation in the United States and other countries.

Other brand and product names are the trademarks or registered trademarks of their respective owners and manufacturers.



Tel 604.708.5061 ▪ Fax 604.708.5081 ▪ info@qimaging.com
www.qimaging.com